

SOLDER & SOLDER BRAID



Fig. 1



Fig. 2




Fig. 3



Fig. 4*



Fig. 5*



Fig. 6



Fig. 7



Solder

Retail Part No.	Bulk Part No.	Fig. No.	Description	Gauge	Diameter	Spool Size	Tin/Lead Percentage	Length (Feet)	Color
6033		1	60/40 Rosin Core Solder	20	.032"	1/2 lb.	60/40		
6039		1	60/40 Rosin Core Solder	16	.047"	1/2 lb.	60/40		
6044		1	60/40 Rosin Core Solder	14	.062"	1/2 lb.	60/40		
6034		1	60/40 Rosin Core Solder	20	.032"	1 lb.	60/40		
6040		1	60/40 Rosin Core Solder	16	.047"	1 lb.	60/40		
6045		1	60/40 Rosin Core Solder	14	.062"	1 lb.	60/40		
6035		1	Low-melt Solder	20	.032"	1/2 lb.	63/37		
6037		1	Low-melt Solder	20	.032"	1 lb.	63/37		
6056		1	Silver Bearing Solder	20	.032"	1/2 lb.	60/38/2		
6059		1	Silver Bearing Solder	20	.032"	1 lb.	60/38/2		
9132		2	Fine Line Solder-32 Tubes of Solder	20	.032"		60/40	12	
H3-391		2	Fine Line Solder-Carded	20	.032"		60/40	12	
9134		2	Standard Solder-32 Tubes of Solder	16	.050"		60/40	6.5	
H3-390		2	Standard Solder-Carded	16	.050"		60/40	6.5	
12-5380	12-5380-BU	3	Mini Solder	24	.020"		60/40	25	
13-9610		4*	SnAg3Cu0.5Ni0.06Ge0.01 Solder	20	.032"	1/2 lb.	Lead Free		
13-9611		4*	SnAg3Cu0.5Ni0.06Ge0.01 Solder	16	.047"	1/2 lb.	Lead Free		
13-9612		4*	SnAg3Cu0.5Ni0.06Ge0.01 Solder	14	.062"	1/2 lb.	Lead Free		
13-9620		4*	SnAg3Cu0.5Ni0.06Ge0.01 Solder	20	.032"	1 lb.	Lead Free		
13-9621		4*	SnAg3Cu0.5Ni0.06Ge0.01 Solder	16	.047"	1 lb.	Lead Free		
13-9622		4*	SnAg3Cu0.5Ni0.06Ge0.01 Solder	14	.062"	1 lb.	Lead Free		
13-9636		4*	SnAg3Cu0.5Ni0.06Ge0.01 Solder	23	.023"	1/2 lb.	Lead Free		
13-9644		4*	Sn96.5Ag3Cu0.5 Solder	24	.020"	1/5 lb.	Lead Free		
13-9630		5*	Sn96.5Ag3Cu0.5 Solder	24	.020"	.26 oz	Lead Free	18	
13-9631		5*	SnAg3Cu0.5Ni0.06Ge0.01 Solder-Carded	16	.047"	tube	Lead Free	7	
13-9631-32		5*	SnAg3Cu0.5Ni0.06Ge0.01 Solder-32 Tubes of Solder	16	.047"		Lead Free	7	

(*=Requires more than 60W iron)

Solder Braid

Retail Part No.	Bulk Part No.	Figure No.	Description	Gauge	Width Solder/Braid	Spool Size	Tin/Lead Percentage	Length (Feet)	Color
12-5001	12-5001-BU	6	1 Reel of GC Solder and 1 Reel of GC Braid		.031"/.075"		60/40	20	
12-5025	12-5025-BU	7	GC Braid		.025"			5	Silver
12-5050	12-5050-BU	7	GC Braid		.050"			5	Gold
12-5075	12-5075-BU	7	GC Braid		.075"			5	Green
12-5100	12-5100-BU	7	GC Braid		.100"			5	Blue
12-5125	12-5125-BU	7	GC Braid		.125"			5	Brown
12-6025	12-6025-BU	7	GC Braid		.025"			25	Silver
12-6050	12-6050-BU	7	GC Braid		.050"			25	Gold
12-6075	12-6075-BU	7	GC Braid		.075"			25	Green
12-6100	12-6100-BU	7	GC Braid		.100"			25	Blue
12-6125	12-6125-BU	7	GC Braid		.125"			25	Brown

PRODUCT SPECIFICATIONS SHEET

CAT NO. PRODUCT NAME

6035 Low Melt Solder
6037

DESCRIPTION:

Solder

TECHINCAL PROPERTIES:

NO	Item	Specification	Standard
1	Appearance	Bright and shiny surface finishes.	
2	Alloy	Sn/Pb37	JIS-Z-3282
3	Melting Point	183°C	DSC
4	Flux Content	2.0 ± 1.0 %	JIS-Z-3283
5	Halide Content	Under 0.5%	JIS-Z-3197
6	Gravity	8.4	
7	Spread ability	> 75%	JIS-Z-3197
8	Packaging	0.5、1、5、10kg/Roll	JIS-Z-3283
9	Diameters Tolerances	0.3~0.6±0.05 mm、0.8~3.0 ± 0.1 mm.	JIS-Z-3283
10	Features	Excellent solder joint reliability. Superior joint strength. Excellent thermal & Mechanical fatigue resistance. Low cleaning required after solder joint.	
11	Purpose	For use in applications requiring good activation.	
12	Storage, Handling, and Shelf Life:	Storage must be in a dry, non-corrosive and shine environment. Avoids the oxidant, the acid and the hydrogen peroxide. Shelf life is 2 years from date of manufacture.	

PHYSICAL PROPERTIES AND RELIABILITY DATA:

No	Test Item	Test Result	Test Method
1	Copper Mirror Test	PASS	IPC-TM-650, 2.3.32
2	Copper plate Corrosion	PASS	JIS-Z-3197, 6.6.1
3	S.I.R Test	PASS 1×10 ¹⁰ up	IPC-TM-650, 2.6.3.3
4	Electrochemical migration Test	PASS 1×10 ¹⁰ up	IPC-TM-650, 2.6.14.1

ALLOY COMPOSITIONS:

Sn	Pb	Ag	Sb	Bi	Cd	Cu	Au	In	Al	As	Fe	Ni	Zn
62.5~ 63.5	Rem.	0.10 MAX	0.05 MAX	0.10 MAX	0.002 MAX	0.05 MAX	0.05 MAX	0.10 MAX	0.001 MAX	0.03 MAX	0.02 MAX	0.01 MAX	0.001 MAX

SHELF LIFE: 2 Years

SOLDER TOOLS



Fig. 1



Fig. 2



Fig. 3

Solder Tools

Retail Part No.	Bulk Part No.	Figure No.	Description	Features
12-031		1	Soldering Kit (Not Recommended for Lead Free Solder)	30 W, Solder Aid Tool & Brush End
12-055		2	30 W Soldering Iron (Not Recommended for Lead Free Solder)	Light Weight Iron, 117V AC, Comes with Replacement Tip
12-056			Replacement Tip for 12-055 & 12-031	
12-5003		3	Tip Tinner, 1 Ounce Can	Sn 63/Pb 37, Helps Prolong Solder Iron Tip

PORTABLE BUTANE SOLDERING IRONS AND TIPS



Fig. 5



Fig. 6



Fig. 7



Fig. 10



Fig. 11



Fig. 12



Fig. 13



Fig. 15



Fig. 17



Fig. 18

Portable Butane Solder Irons

Retail Part No.	Bulk Part No.	Figure No.	Description	Features
P-2-C		5	Portable Butane Solder Iron P-2	Variety of Tips Available, 90 Minutes of Operation
12-133		6	3 fl. oz. Aerosol Butane Gas for Solder Irons	

Ten Professional-Quality, Iron-plated Tips for PSI-100

Retail Part No.	Bulk Part No.	Figure No.	Description	Size	Temperature Range
PSI1		7	Single Flat	1/32" (1.0 mm)	Up to 450°C/850°F
PSI4		10	Single Flat	3/16" (4.8 mm)	Up to 450°C/850°F
PSI5		11	Double Flat	1/32" (1.0 mm)	Up to 450°C/850°F
PSI6		12	Double Flat	3/32" (2.4 mm)	Up to 450°C/850°F
PSI7		13	Double Flat	1/8" (3.2 mm)	Up to 450°C/850°F
PSI9		15	Hot Blower Tip		Up to 450°C/850°F

Professional-Quality, Iron-plated Tips for P-2-C

Retail Part No.	Bulk Part No.	Figure No.	Description	Size
PPT-1		17	Single Flat	1/32" (1.0 mm)
PPT-6		18	Double Flat	3/32" (2.4 mm)

PORTABLE BUTANE SOLDERING IRONS AND TIPS (Cont.)



Fig. 1

Fig. 2



Fig. 7

Replacement Tips (for P-1K Kit)

Retail Part No.	Bulk Part No.	Figure No.	Description	Size	Temperature Range
T-1		1	Solder Tip	1/32" (1.0 mm)	
T-2		2	Solder Tip	3/32" (2.4 mm)	

Portable Butane Solder Tool Kit

Retail Part No.	Bulk Part No.	Figure No.	Description	Kit Includes:
P-2K-C		7	Model P-2K Portable Butane Soldering Tool Kit	Portable Butane P-2 Soldering Tool, 3/32" (2.3 mm) Standard Soldering Tip, Hot Blow Tip (Heat Tip), Blow-torch Tip, Double Flat Tip, Tip Cleaning Sponge, Wire Hot-iron Stand, Plastic Storage Case

SOLDER PRODUCTION TOOLS



Fig. 8



Fig. 9



Fig. 10



Fig. 11



Fig. 12

Solder Production Tools

Retail Part No.	Bulk Part No.	Figure No.	Description
9065		8	4 Piece Solder Aid Kit
9069		9	6-1/2" Long Reamer and Scraper Tip (Plastic)
9073		10	6-1/2" Long Brush and Forked Tip (Plastic)
9074		11	6-1/2" Long Brush and Scraper Tip (Plastic)
12-6962		12	Soldering Aid Kit - 6 Piece Standard Solder Aid Tools

SOLDER PRODUCTION TOOLS (Cont.)



Fig. 1



Fig. 3




Fig. 4-A




Fig. 5-A



Fig. 4-B




Fig. 5-B

Fig. 5-C



Fig. 6



Fig. 7




Fig. 10



Fig. 8

Fig. 9




Fig. 11




Fig. 12

Solder Production Tools

Retail Part No.	N.S.N. Part No.	Figure No.	Description
9088	5120-00-611-7136	1	8" Long Heavy-Duty Brush and Forked Tip (Plastic)
9086		3	Straight Reamer and Forked Tip
12-2105		4-A	Anti-static Solder Removal Tool
12-2106		4-B	Replacement "O" Rings for 12-2105
12-2157		5-A	Solder Popper
12-2160		5-B	Replacement Tips for 12-2157
12-2161		5-C	Replacement "O" Ring Seal for 12-2157
H3-388		6	Heat Sink Clamp
9077-1		7	Heat Sink Clamp
12-4125		8	Anti-static 8-28 Pin IC Inserter Tool
12-4127		8 & 9	Anti-static 8-28 Pin IC Extractor/Inserter Kit
12-4128		10	Anti-static Insertion Tool (24-28 Pin)
12-4140		10	Anti-static Insertion Tool (36-40 Pin)
12-4612		11	28-40 Pin Grounded DIP IC Extractor
12-4614		12	28-40 Pin IC Extractor